



Explore Your School Yard!

McKenzie Purdom
Oregon Coast Aquarium



McKenzie Purdom

Education Specialist

Degree: B.A. Sociology

4.5 Years at Aquarium

14+Years in Education



Overview:


- Reflect: Your School Yard
- Expectations for Educators
- Outdoor Exploration as a Natural Fit to Addressing Expectations
- Case Study
 - Key Concepts
 - Conversations
- Practice and Q & A




Please sign in!




Quick Sketch of Your School Yard



October 2017



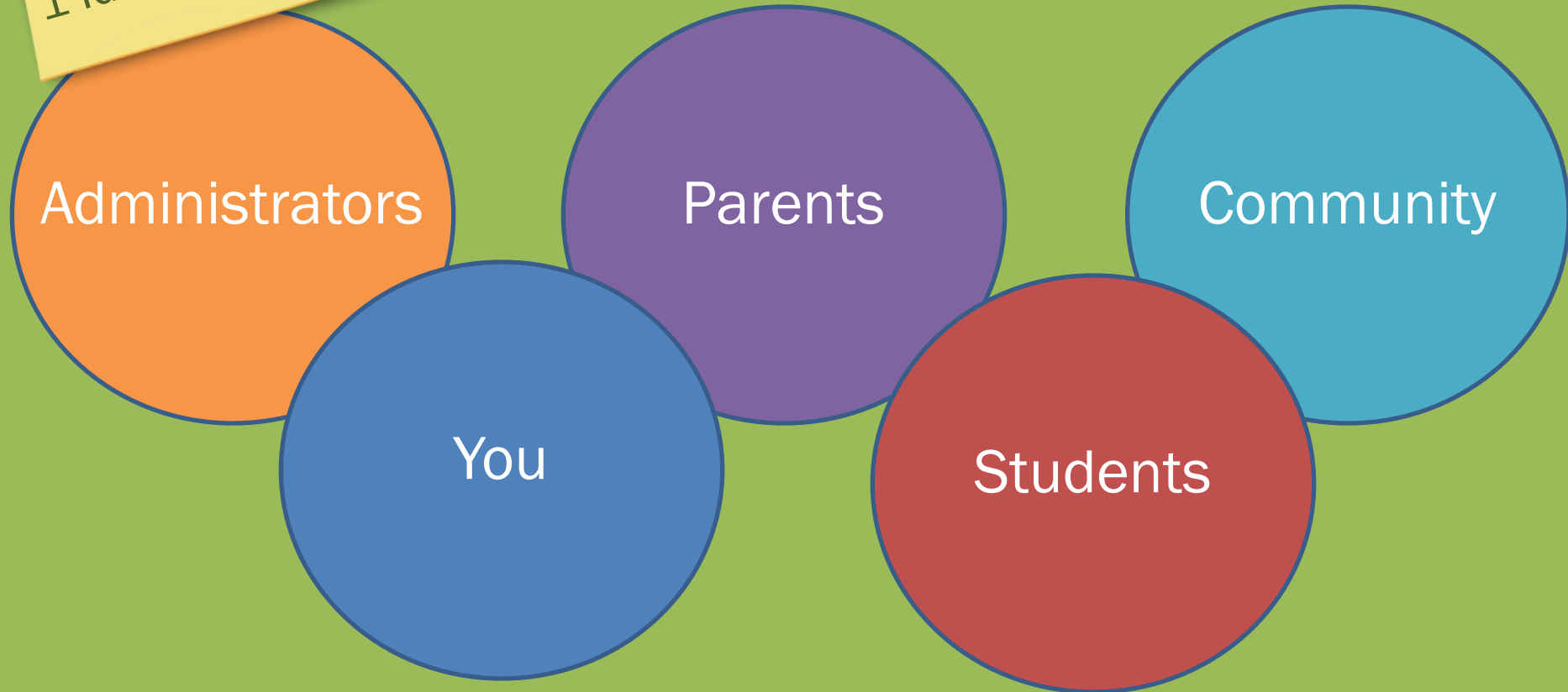
School is Groovy!



...Expectations!

Reach your stakeholders


What do
they want?
1 Idea per Sticky







OREGON
DEPARTMENT OF
EDUCATION

Oregon achieves . . . together!









& More!

Happy

Become
Successful
Adults

Healthy
Children!

Life long
learners

Good
Character



& More!

Happy

Become
Successful
Adults

Healthy

Life long
learners

Good
Character



***Everything
is Cool!***



Nature as the path!

Happy

Become
Successful
Adults

Life long
learners



Healthy



Good
Character

& More!



Benefits of Nature

The background of the slide is a topographic map with white contour lines on a dark blue background. There are several white plus signs scattered across the map, and a dashed white line winding through the terrain.

**OUTDOOR
EXPLORATION**

Benefits of Nature

Wonder &
Imagination

Observational
Skills & Curiosity

Joy &
Confidence

Awareness &
Ability to
Concentrate

OUTDOOR EXPLORATION

Social Skills &
Self-Efficacy

- Collaboration
- Assessing Risk

Problem Solving
& Critical Thinking

Interest & Concern
for Environment

Learning Styles
& Abilities

Health

- Eyesight
- Movement / BMI
- Diabetes
- Immune system
- Stress

Benefits of Nature



But all I have is my
**School
Yard?!**



Case Study: TOES



Agreement:
10 minutes PLAY,
then EXPLORE!
(extension of play)

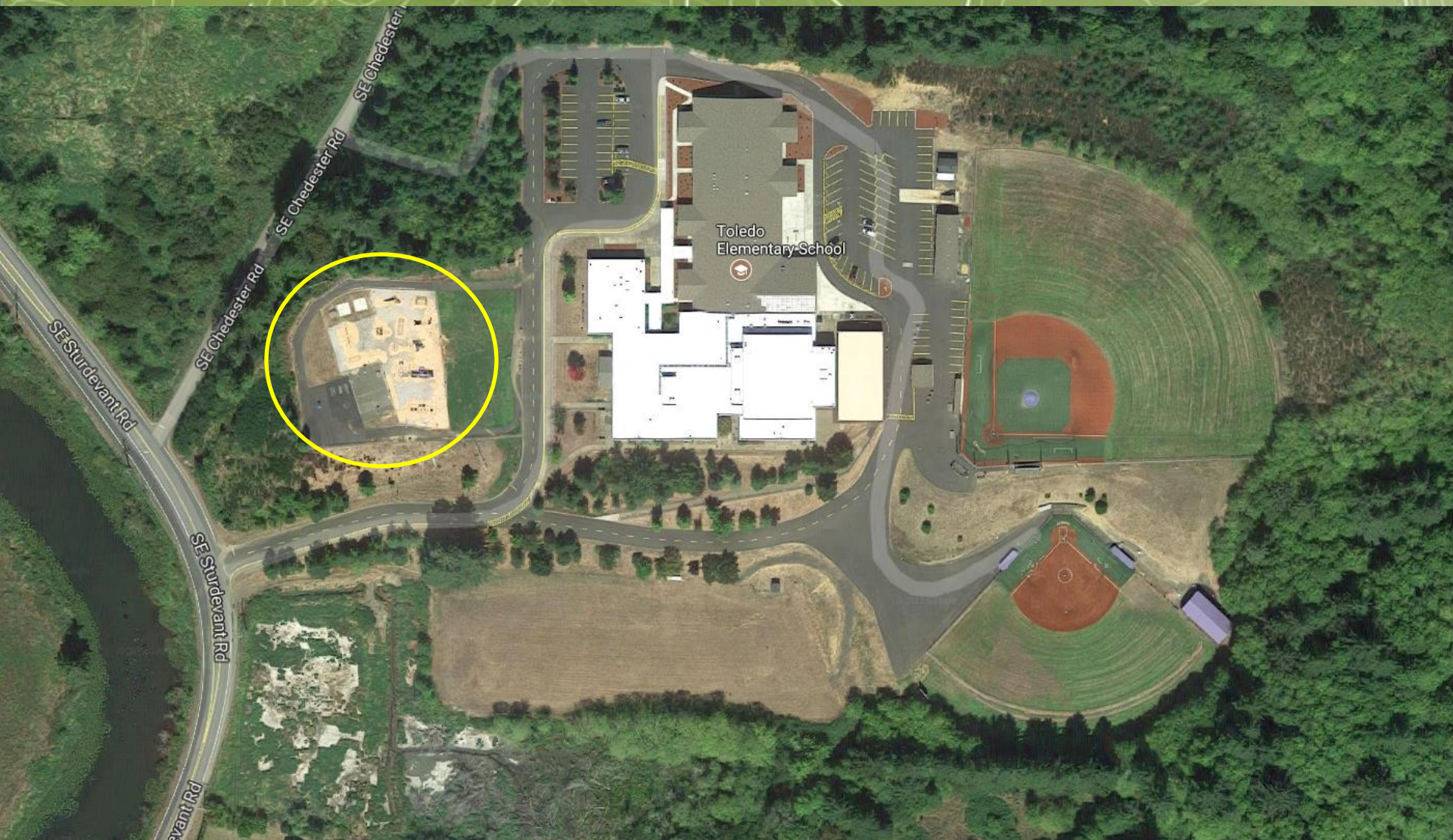
A photograph of a school playground with a timer overlay. The playground features a yellow slide, a green archway, and a swing set, all set on a bed of wood chips. In the background, there is a school building and a forested hill under a cloudy sky. A smartphone screen is overlaid in the bottom left corner, displaying a timer app. The text "And so we played!" is written in a white, italicized font across the middle of the image.

And so we played!





Explore!





Key Concepts:

- Counting
- Shapes
- Measurement
- Large Motor



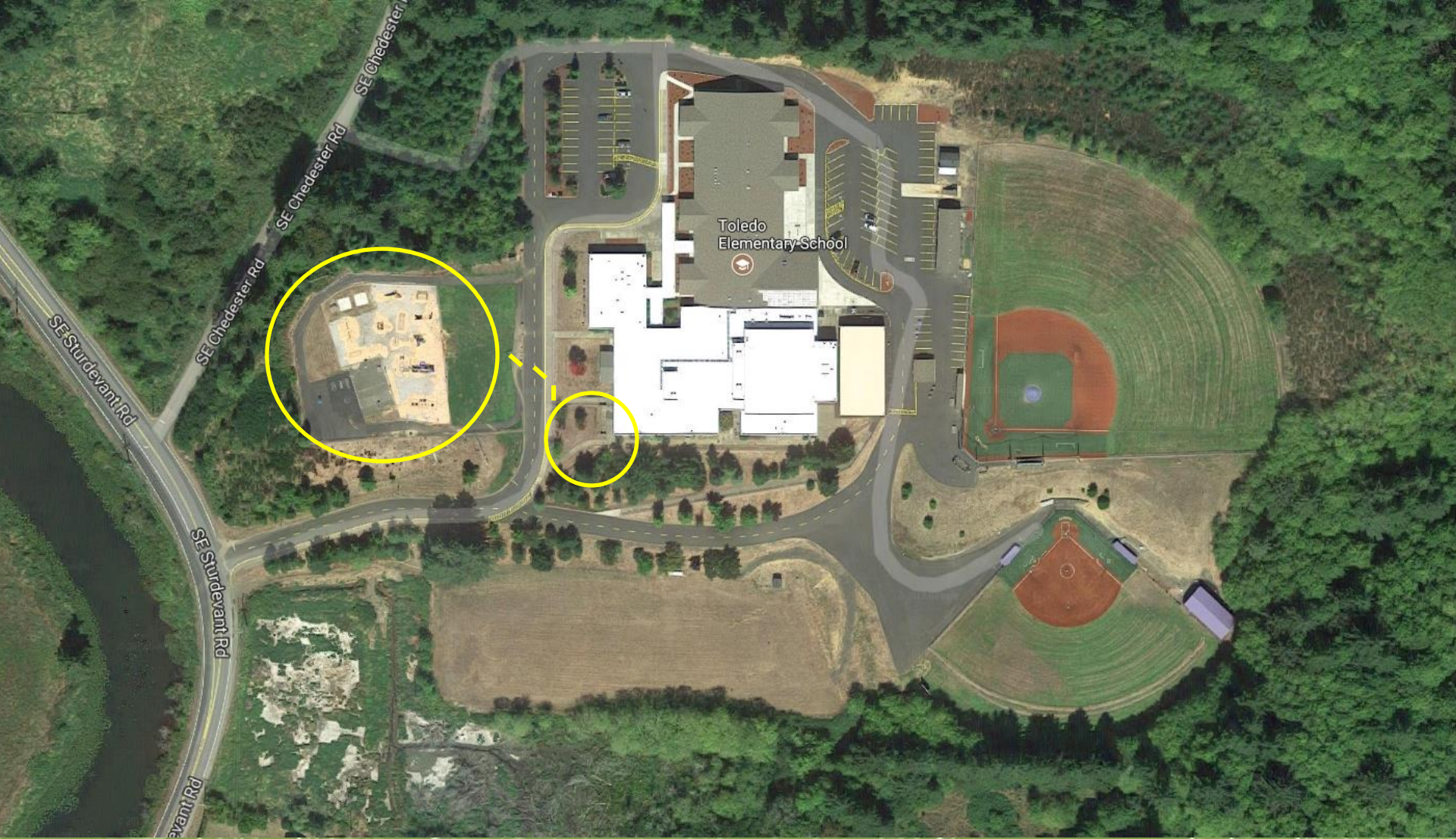
Key Concepts:

- Shapes
- Counting
- Angles
- Measurement
- Large Motor

Key Concepts:

- Focus
- Observation
- Describe
- Fine Motor
- Collaboration







Key Concepts:


- Patterns
- Shapes
- Measurement
- Engineering Design

Photo by G. Purdom

Key Concepts:

- Patterns
- Shapes
- Measurement
- Compare / Contrast
- Engineering Design
- Texture
- Spatial

Photo by G. Purdom





Key Concepts:

- Shapes
- Colors
- Compare / Contrast
- Texture
- Proximity
- Realia


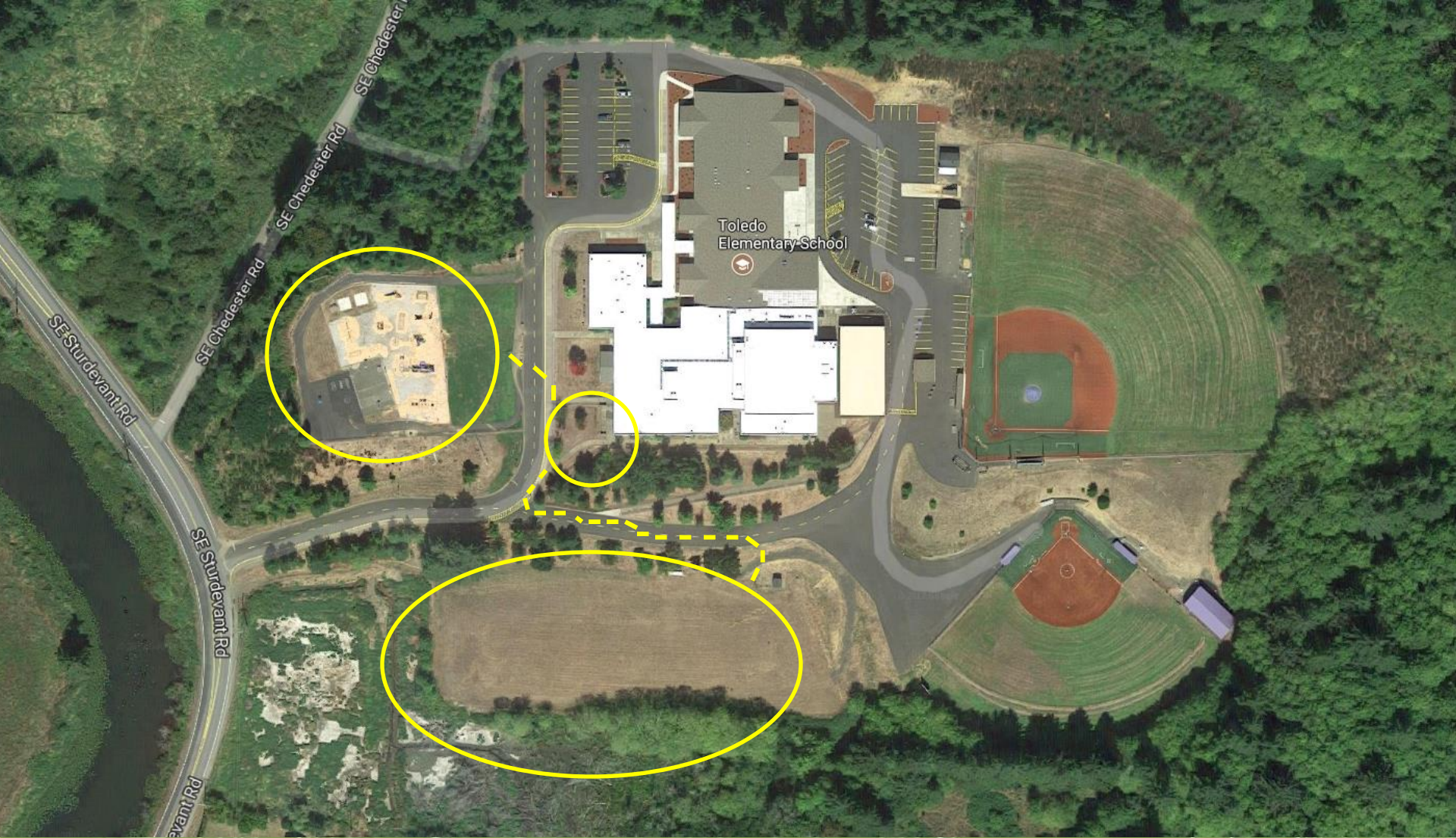


Photo by G. Purdom





“Oooh! We can do
SCIENCE there!”

Photo by G. Purdom



Key Concepts: What opportunities do you see?



Key Concepts:

- Shapes
- Colors
- Counting
- Compare / Contrast
- Textures
- Proximity
- Patterns
- Observations
- Measurement
- Graphs & Charts
- Service learning
- Sorting
- Data Collection



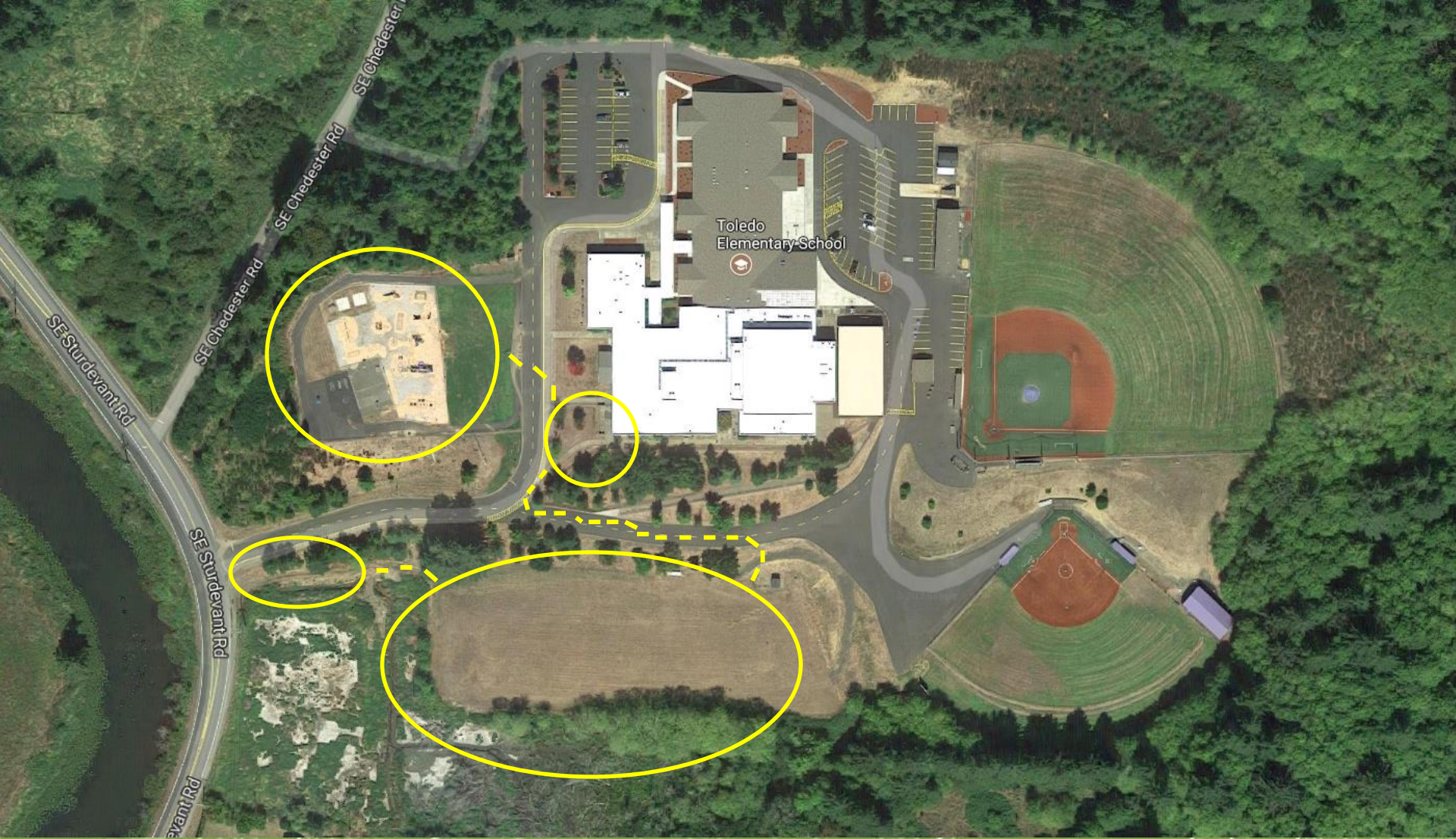
Key Concepts: What opportunities do you see?




Key Concepts:

- Inspired to Create
- Photos
- Animal Homes
- Story Telling – Oral and Written
- Persuasive Arguments
- Research Topics
- Build Vocabulary
- Field Guide
- Names / Letters
- Sketches / Fine Motor







Key Concepts:

- Animal homes
- Predictions
- Describe movement, direction & proximity

Key Concepts:

- Lifecycles
- Decomposing process
- Describe layers and order
- Texture



Photo by G. Purdom




Key Concepts:

- Observation
- Colors
- Focus
- Recording
- Compare & contrast
- Angles

Photo by G. Purdom

Key Concepts:

- Observation
- Stewardship
- Empathy
- Compare
- Record
- Enriched Vocab
- Gross Motor
- Risk Taking
- Sense of Ownership & Place



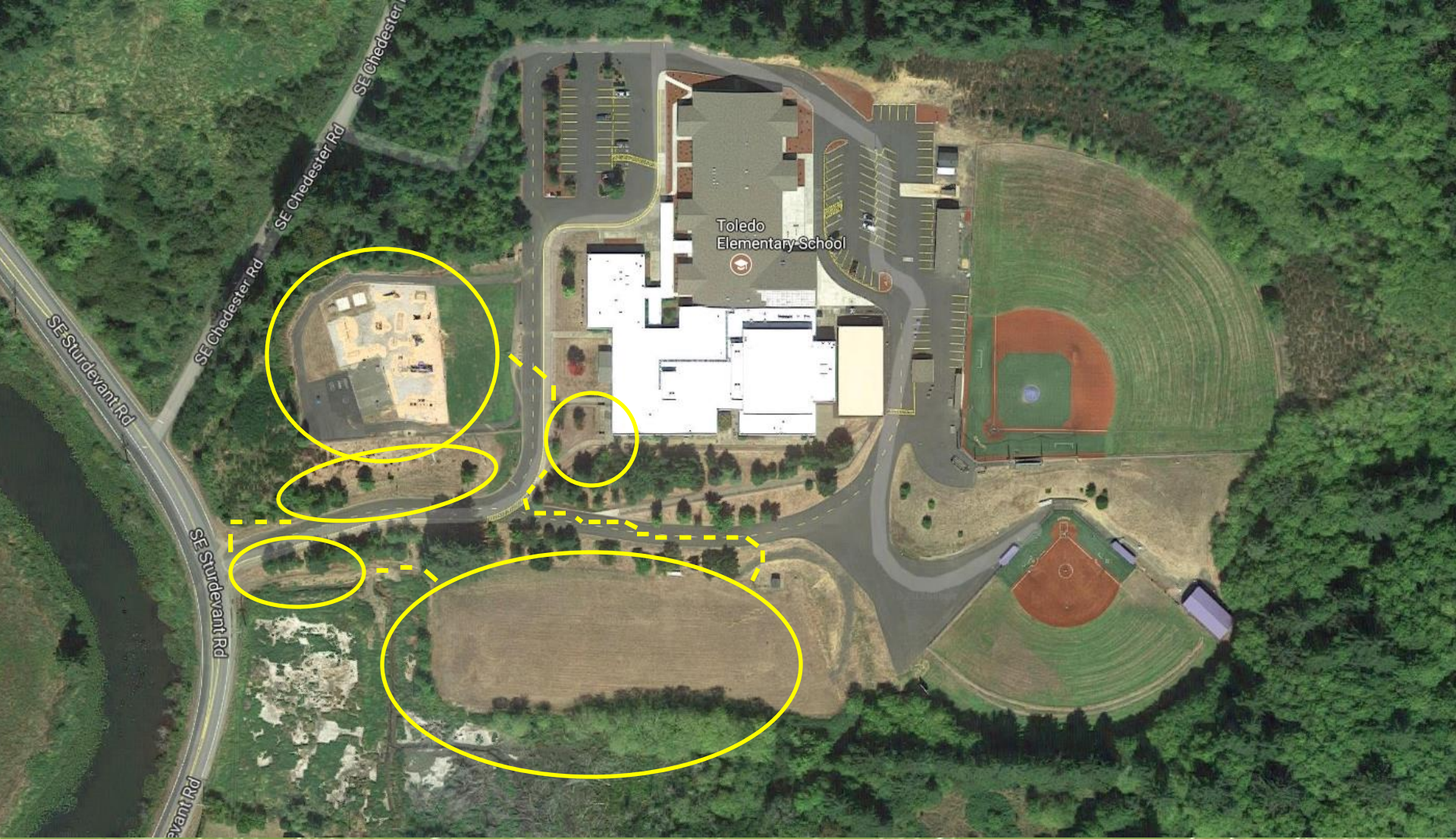
“Tickly Grass!”



Photo by G. Purdom

Key Concepts:

- Photo record
- Currents
- Life cycles
- Reflection
- Animal homes
- Colors
- Measurement





“LOOK! A bigger stick!”



Key Concepts:

- Photo record
- Cycles
- Texture
- Animal homes
- Colors
- Growth
- Perspectives
- Patterns
- Camouflage
- Temperature

Photos by G. Purdom

Case Study: TOES

**50+ minutes
EXPLORE!**

Fun & Impactful

Key Findings:

- Surprised!
- First 10 minutes
 - what do you notice?
 - wonder about?
- Easily expand to a unit
- Lots of movement, but engaged
- Excitement
- Real “crunchy leaves”

***But TOES has
TREES!!***



Case Study: Yaquina View



Conversations


Agreement:

10 minutes PLAY,
then EXPLORE!

(extension of play)

Photo by LCSD

Explore!





GP:

Crows!

MP:

Let's count them!

GP & MP:

1, 2, 3...22!

Oh no! They are flying away! 8 are flying away!

8 did fly away! I wonder how many are left?

14!!!



Explore!



I can feel you tapping!

Let's see what happens if I move further away!


I can still feel the movement!





**Wow! That pile of dirt is
getting bigger!**

Wow! You found a
feather! I like its
patterns!




We could write with it!






That flower is
beautiful! Let's try to
find similar colors!

Oh! Look at these!



Wow! Those are close
in color!

Here's one that's
different!



Oh! A yellow one!

Oops! My finger was in
the way!

Photo by G. Purdom



I found a concrete rock!

You did! Wow, it has lots
of smaller rocks in it.

(explains the story of
how it was made)

I found a bigger rock!





Here's more Ticky Grass!



Burr! It got cold!



The cloud made a shadow on us!

A myrtle and a shore pine! I wonder if they are similar? Let's find out!



Smooth leaves, tiny
cones



Pokey, dark branches,
big orange cones

Whoa! Did you see where the cones are
are?

The small ones are at
the tips!



The big ones are at the
splits in the branches!

Those are pokey!

They are pokey. Those actually don't belong, they are called *invasive species*.



What ones don't belong?

(pointing) The ivy and the blackberry.

We should cut them!

Great idea!

A lady bug!!

Another lady bug! And another one! It's like a lady bug hotel!

Oooh! We could write a story, "The Lady Bug Hotel"

Once there was a Lady Bug Hotel...

That's a fun story!
Let's count them!

1, 2, 3...14! 14 Lady bugs!

Photo by G. Purdom



Case Study: Yaquina View

45+ minutes
EXPLORE!

Fun & Impactful

Key Findings:

- Surprised again!
- Our play changed
- Less movement and area explored, but highly engaged
- Deeper conversations & richer discovery
- Excitement & Ownership: “Garden of Freedom”



Outdoor Exploration Practice

Explore!

As a team,
Find 1 concept or
activity to share
with larger group

Questions? Ideas? Thank You!



McKenzie Purdom
mpurdom32@gmail.com

Links to Handouts

Handouts:

http://grayff.org/wp-content/uploads/2013/10/Empirical-Evidence-Supporting-Benefits-of-Outdoor-School-and-Experiential-Learning-Programs_March-2015.pdf

<https://www.uwsp.edu/cnr-ap/leaf/school-grounds/documents/outdoor%20education%20research%20for%20school%20Grounds.pdf>

https://www.aza.org/assets/2332/aza_eguide_familynatureplay_update_r1v2.pdf